

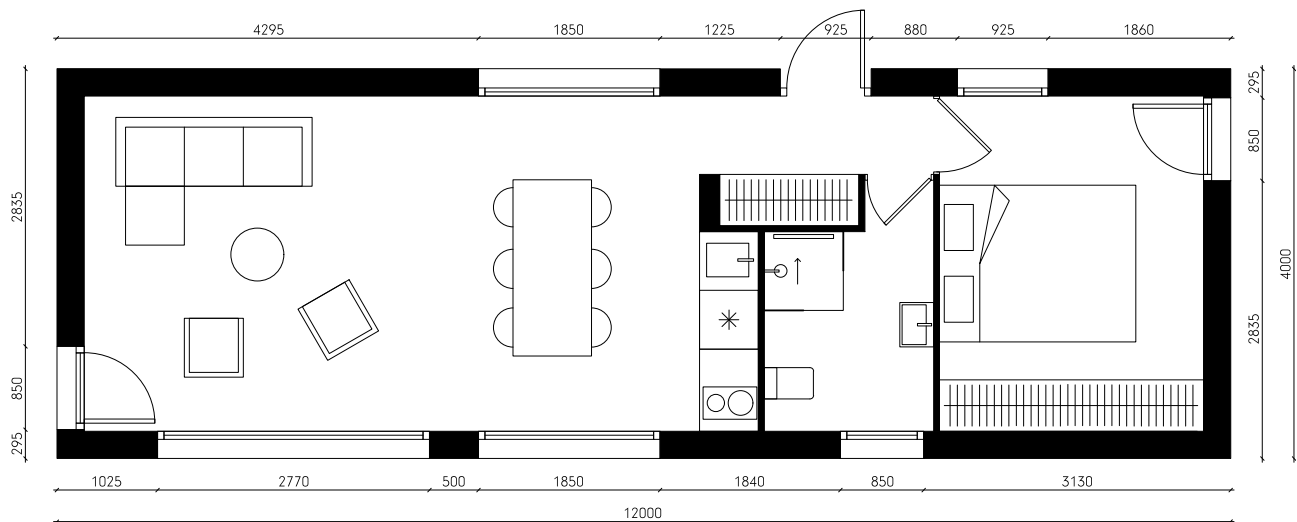


## Plan D

### Facades



### Plan



**The outer dimensions:** 12m x 4m x 3.95m (length/width/height)

**Inner dimensions:** 11.5m x 3.5m x 3.1m (length/width/pitch)

**Total inside area:** 40m<sup>2</sup>

**Total outside area:** 48m<sup>2</sup>

Furniture in the plan serves as a reference. To upgrade model with several features go to **upgrade** section in the configurator.

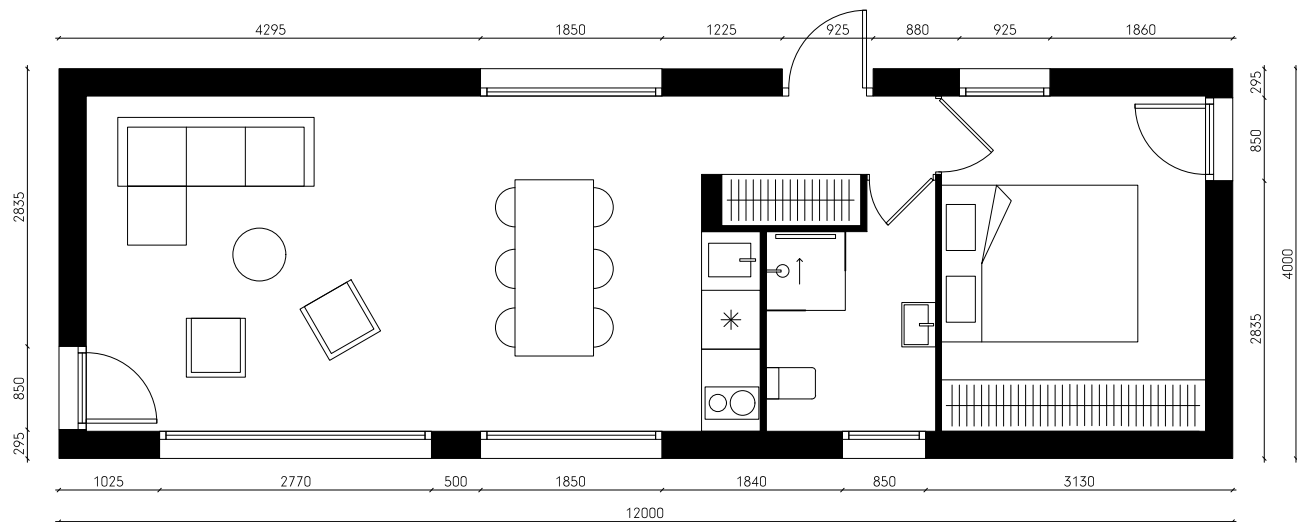


## Plan D

### Facades



### Plan



**The outer dimensions:** 12m x 4m x 3.95m (length/width/height)

**Inner dimensions:** 11.5m x 3.5m x 3.1m (length/width/pitch)

**Total inside area:** 40m<sup>2</sup>

**Total outside area:** 48m<sup>2</sup>

Furniture in the plan serves as a reference. To upgrade model with several features go to **upgrade** section in the configurator.

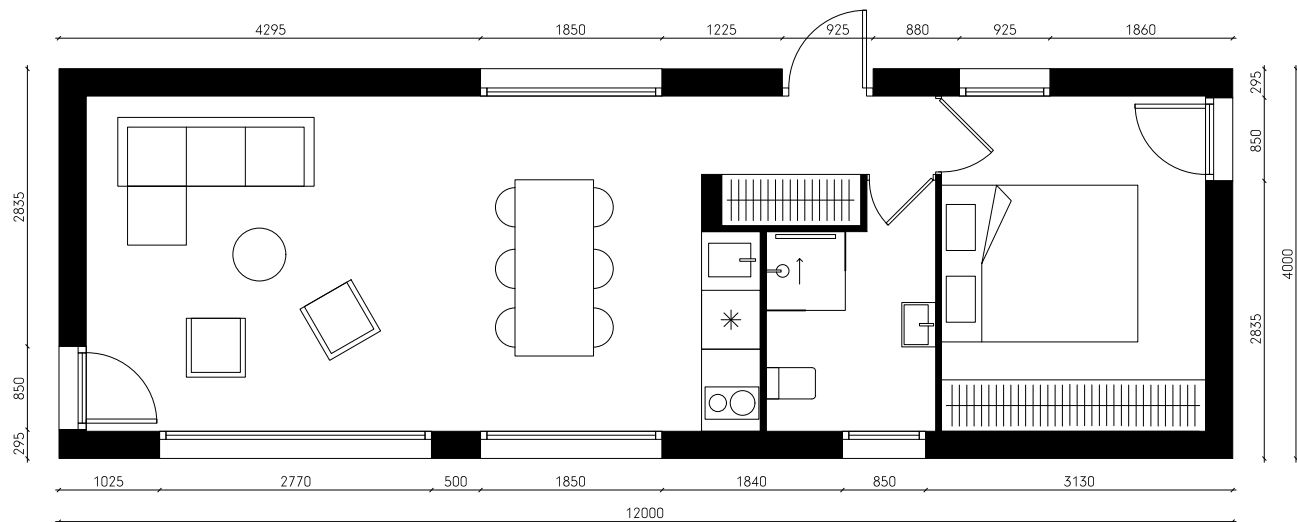


## Plan D

### Facades



### Plan



**The outer dimensions:** 12m x 4m x 3.95m (length/width/height)

**Inner dimensions:** 11.5m x 3.5m x 3.1m (length/width/pitch)

**Total inside area:** 40m<sup>2</sup>

**Total outside area:** 48m<sup>2</sup>

Furniture in the plan serves as a reference. To upgrade model with several features go to **upgrade** section in the configurator.