

PLUMWALL

ICF BRACING SYSTEMS



The only ICF Bracing Systems with



ICF Builder Award Recipient - Wolfe Springs Resort

plumwall.com



ADJUSTMENT RIGHT WHERE YOU NEED IT

When straight walls are your trademark and productivity is your reputation, there are no substitutes for using Plumwall ICF bracing systems. ICF contractors across North America, and worldwide trust Plumwall as the easiest-to-use bracing system available. That's because Plumwall offers exclusive features that truly make wall alignment a one-person task with perfect results. From storage, setup and alignment of residential, commercial and multi-storey buildings, Plumwall is the straight forward choice.

“ We use the Plumwall bracing system because it's a one man application, saving both time and money. The bracing is easy to stack and store and easy to straighten to a string line. ”
— **Kelly Lockington**,
Lockington Homes Inc.



PRODUCT FEATURES

ALIGNMENT CONTROL AT PLATFORM LEVEL

One person, one drill. That's all it takes to adjust the alignment on an ICF Plumwall brace. Designed for single person use, you can measure and make adjustments without leaving the platform.

This revolutionary alignment control is designed to minimize setup time and maximize worker efficiency.



ENCLOSED ADJUSTMENT

Enclosed unit is protected from concrete spillage and mud.



3 WAY ANCHOR FOOT - Screw-Rebar-Stake

Basement foundation or second storey, the brace holds firm with anchor holes for rebar, wooden stakes or screws.

8'-12'

SIZES

Plumwall ICF Braces are available in 8', 9', 10' or 12' strongback heights.



SAFETY RAIL POST MOUNT

Integrated into the platform bracket is a 2" x 6" mount for safety rail posts.



LIGHT WEIGHT

Plumwall braces are easy for one person to carry and setup.



HEAVY DUTY

All Plumwall strongbacks are built with 14-gauge, galvanized steel.


ALL-IN ONE



FOLDING ICF BRACING SYSTEM

No missing parts - just unfold and go with the Plumwall All-in-One ICF brace. Designed for quick setup, easy alignment at platform level, storage and transport, the All-in-One gives you unparalleled productivity and efficiency.

PLUM3



3-PIECE ICF BRACING SYSTEM

Plum3 combines Plumwall's exclusive alignment control at platform level with the simplicity and durability of a conventional three-piece system. The pin-on platform bracket mounts to the 14-gauge galvanized steel strongback with the outrigger connecting to the platform bracket.

TRANSPORT & STORAGE CRATES

From job site to job site or storey to storey, Plumwall Storage Crates provide quick and safe transport of your braces. Crates are available for both All-in-One and Plum3 models.

- Holds 24 Braces
- Stackable
- Lifting Lugs
- Forklift Accessible from All Sides
- Durable Powder Coated Finish

PICK YOUR CRATE COLOUR

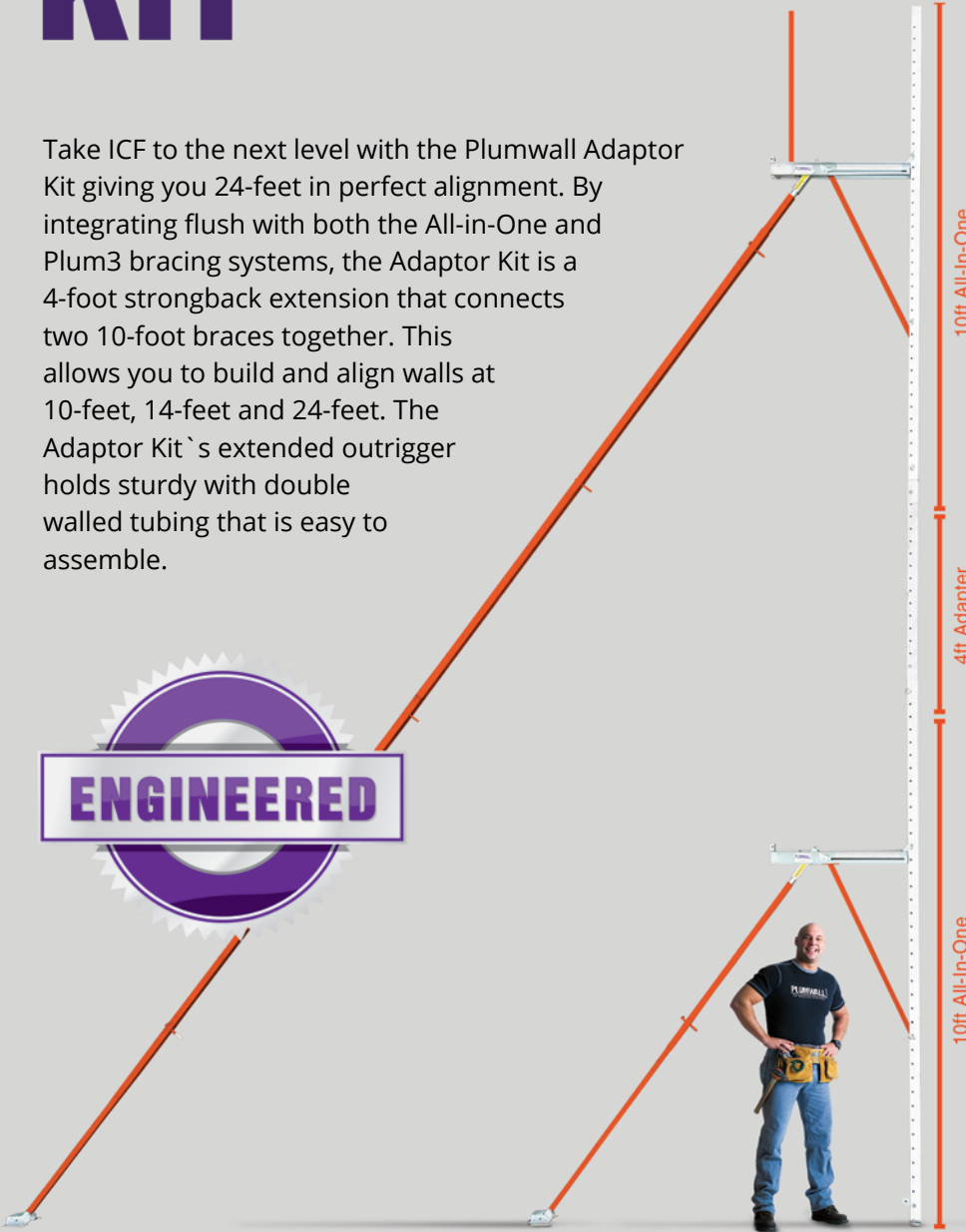
Customize the appearance of your Plumwall brace crates. Pick from a selection of colours or ask us about matching your company colours.




ADAPTOR KIT

24 Feet

Take ICF to the next level with the Plumwall Adaptor Kit giving you 24-feet in perfect alignment. By integrating flush with both the All-in-One and Plum3 bracing systems, the Adaptor Kit is a 4-foot strongback extension that connects two 10-foot braces together. This allows you to build and align walls at 10-feet, 14-feet and 24-feet. The Adaptor Kit's extended outrigger holds sturdy with double walled tubing that is easy to assemble.

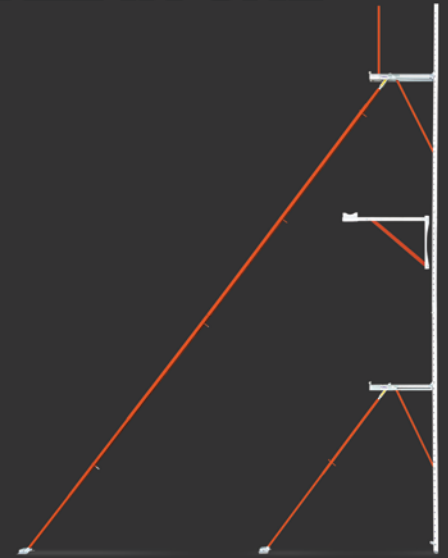


PLUM³



Reaching 24-feet using two Plum3 braces requires the 4-foot strongback adaptor and 3 outrigger extensions.

ALL-IN-ONE



Reaching 24-feet using two All-in-One braces requires the 4-foot strongback adaptor and 3 outrigger extensions. Optional Plum3 platform for easier mid-level construction.

1-888-928-6676
FAX: 519-923-2602
sales@plumwall.com
www.plumwall.com

PLUMWALL

ICF BRACING SYSTEMS